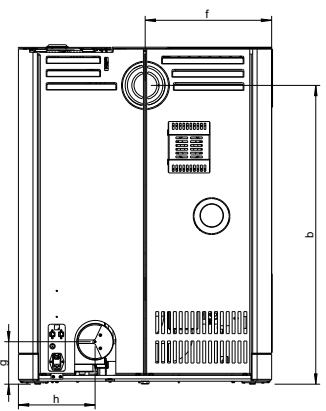
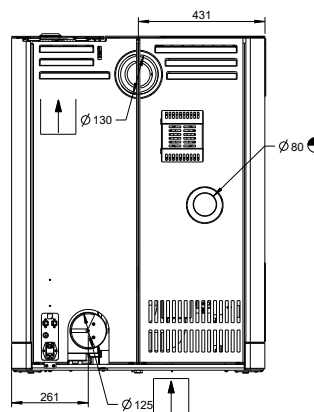
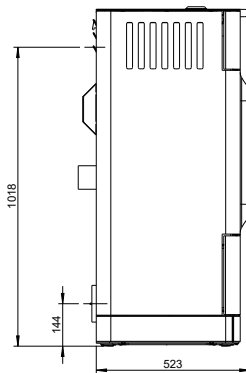
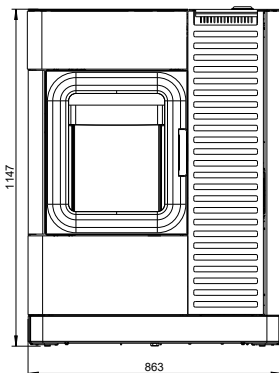
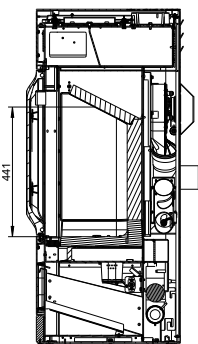
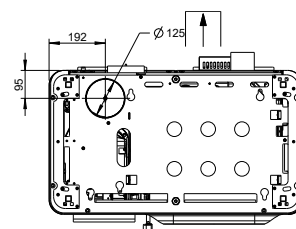
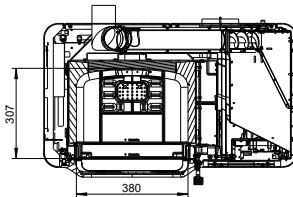
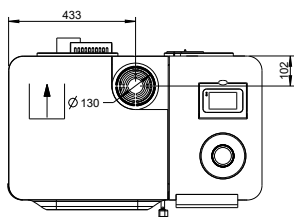


# MO DUO



[www.austroflamm.com](http://www.austroflamm.com)

## Pellet operation

Dimensions and weight	
Height [mm]	1147
Width [mm]	863
Depth [mm]	523
Combustion chamber width [mm]	380
Combustion chamber height [mm]	437
Combustion chamber depth [mm]	307
Flue pipe outlet, diameter [mm]	130
Outside air connection diameter [Ø mm]	125
Weight, basic appliance [kg]	269
Weight Xtra [kg]	-
Weight, HMS [kg]	-
Total weight inc. steel case (STM) [kg]	269
Total weight inc. ceramic case (KGM) [kg]	-
Total weight inc. soapstone case (SPM) [kg]	-
b: Height of flue pipe connection, centre rear (as per diagram) [mm]	1017
f: Flue pipe connection from right (as per diagram) [mm]	431
g: Height of external air connection, centre (as per diagram) [mm]	144
h: External air connection from left (as per diagram) [mm]	261
Minimum distance to adjacent combustible materials (e.g. furniture) dP [mm]	1100
Minimum distance to combustible materials - left side dS_1 [mm]	130
Minimum distance to combustible materials - distance to rear dR [mm]	170
Minimum distance to combustible materials - right side dS_2 [mm]	100
Minimum distance to combustible materials - bottom dB [mm]	0
Minimum distance to combustible materials - floor in front dF [mm]	-
Minimum distance to combustible materials - left side radiation area dL_1 [mm]	-
Minimum distance to combustible materials - right side radiation area dL_2 [mm]	-
Minimum distance to combustible materials - distance to ceiling dC [mm]	750
Minimum distance from non-flammable materials [mm]	50
Output	
Nominal heat efficiency [kW]	9.4
Minimum heat output [kW]	2.8
Maximum heat output [kW]	9.4
Minimum room heating capacity [m³]	114
Maximum room heating capacity [m³]	305
Pellet hopper capacity [kg/l]	≈ 34/51
Minimum fuel throughput [kg/h]	0.6
Maximum fuel throughput [kg/h]	1.87
Burning time, minimum [h]	≈ 18
Burning time, maximum [h]	≈ 56
Power connection [V/Hz]	230 / 50
Energy efficiency index (EEI)	119
Energy efficiency class	A+
Direct heat output [kW]	9.4
Indirect heat output [kW]	-
Efficiency at nominal heat output [%]	90
Efficiency at at part load heat output [%]	90

## Data for the chimney sweep

Flue gas mass flow at nominal heat output [g/s]	5.6
Flue gas temperature [°C]	219
Minimum delivery pressure at nominal heat output [Pa]	12
Minimum delivery pressure for chimney calculation [Pa]	3

## Equipment

Room temperature sensor	standard
Weekly timer	standard
Automatic drop grate	standard
Ash removal	Ash box // riddling grate
Balanced flue - DiBt (German Institute for Structural Engineering)	Yes
WLAN module	Accessories
Remote control	Accessories
Air distribution module	Accessories

## Firewood operation

## Dimensions and weight

Height [mm]	1147
Width [mm]	863
Depth [mm]	523
Combustion chamber width [mm]	380
Combustion chamber height [mm]	437
Combustion chamber depth [mm]	307
Baking compartment width [mm]	-
Baking compartment height [mm]	-
Baking compartment depth [mm]	-
Warming drawer, width [mm]	-
Warming compartment height [mm]	-
Warming drawer, depth [mm]	-
Dimensions, a (with Austroflamm elbow piece) [mm]	-
Dimensions, b (with Austroflamm elbow piece) [mm]	-
Dimensions, c (with Austroflamm elbow piece) [mm]	-
Dimensions, d (with Austroflamm elbow piece) [mm]	-
Flue pipe outlet, diameter [mm]	130
Outside air connection diameter [Ø mm]	125
Weight, basic appliance [kg]	269
Weight Xtra [kg]	-
Weight, HMS [kg]	-
Total weight inc. steel case (STM) [kg]	269
Total weight inc. ceramic case (KGM) [kg]	-
Total weight inc. soapstone case (SPM) [kg]	-
Minimum distance to adjacent combustible materials (e.g. furniture) dP [mm]	1100
Minimum distance to combustible materials - left side dS_1 [mm]	130
Minimum distance to combustible materials - distance to rear dR [mm]	170
Minimum distance to combustible materials - right side dS_2 [mm]	100
Minimum distance to combustible materials - bottom dB [mm]	0
Minimum distance to combustible materials - floor in front dF [mm]	not applicable
Minimum distance to combustible materials - left side radiation area dL_1 [mm]	not applicable
Minimum distance to combustible materials - right side radiation area dL_2 [mm]	not applicable
Minimum distance to combustible materials - distance to ceiling dC [mm]	750
Minimum distance from non-flammable materials [mm]	50
Permissible fuel filling quantity [kg]	2.0

- not available

## Output

Nominal heat efficiency [kW]	9.0
Minimum heat output [kW]	-
Maximum heat output [kW]	9.0
Minimum room heating capacity [m³]	114
Maximum room heating capacity [m³]	305
Energy efficiency class	A+
Energy efficiency index (EEI)	114
Direct heat output [kW]	9.0
Indirect heat output [kW]	-
Efficiency at nominal heat output [%]	86
Efficiency at at part load heat output [%]	-

## Equipment

Xtra heat storage technology	-
Heat Memory System	-
External air connection / operation independent of ambient air	Yes
Ash removal	Ash box // riddling grate

## Data for the chimney sweep

Flue gas mass flow at nominal heat output [g/s]	8.3
Flue gas temperature [°C]	211
Minimum delivery pressure at nominal heat output [Pa]	12
at 0.8 times nominal heat output [Pa]	10