

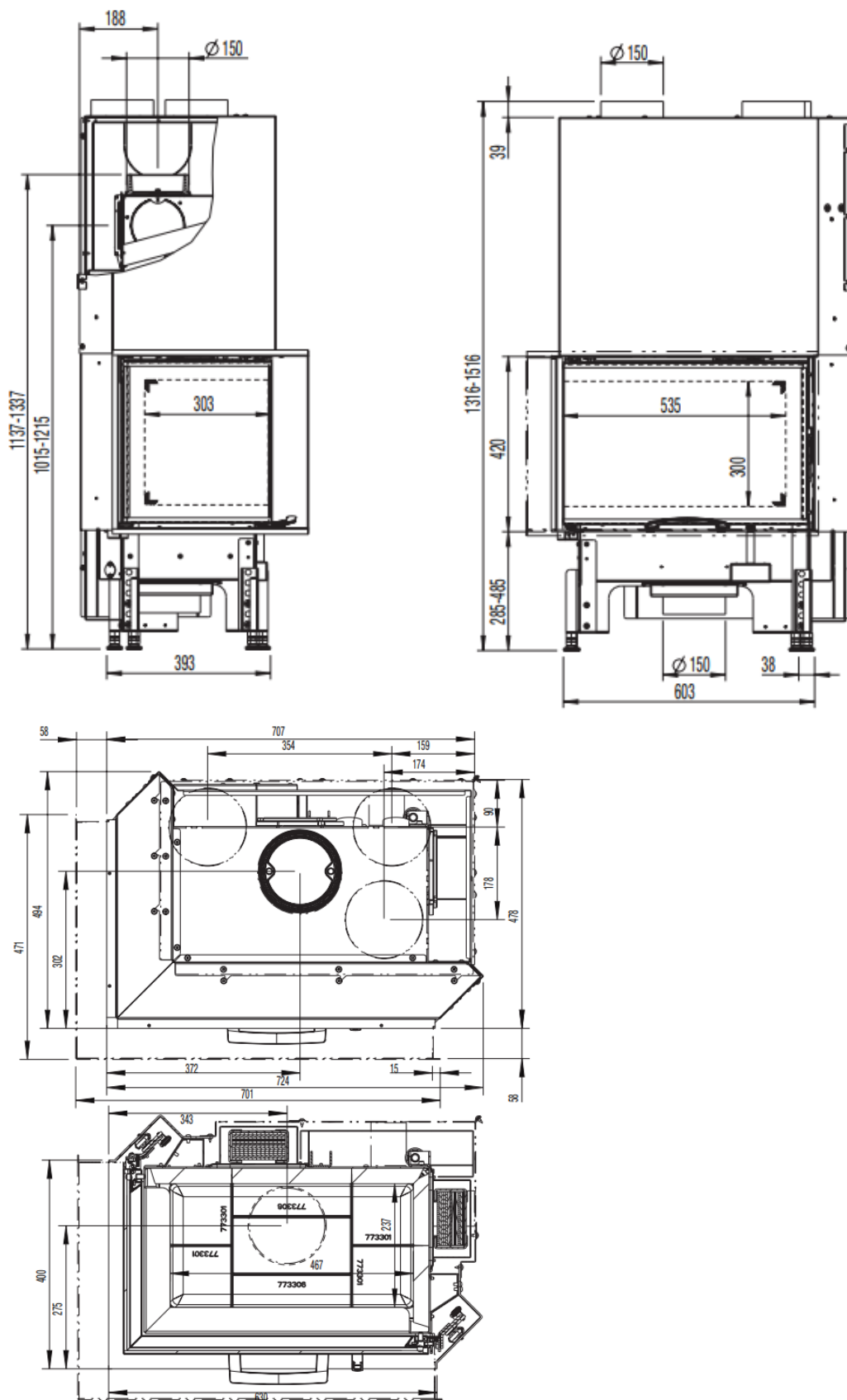
63X40X42-S-2.0



[www.austroflamm.com](http://www.austroflamm.com)

# 63X40X42-S-2.0

left

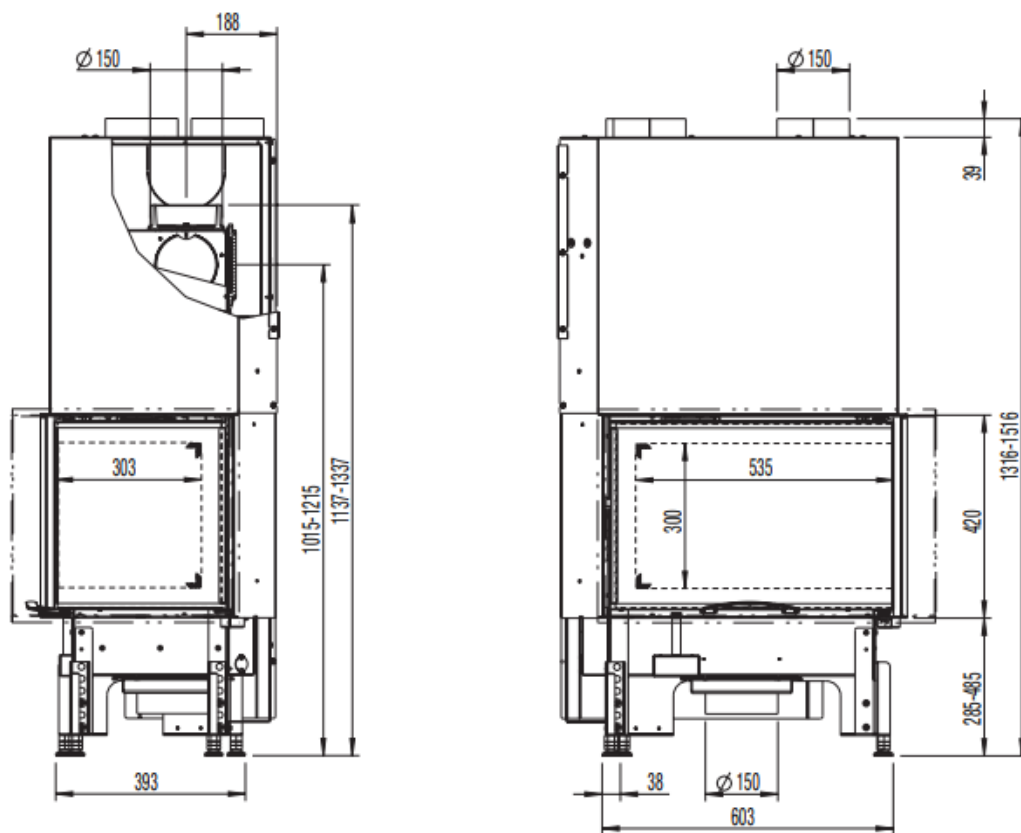


o standard

Z Accessories

- not available

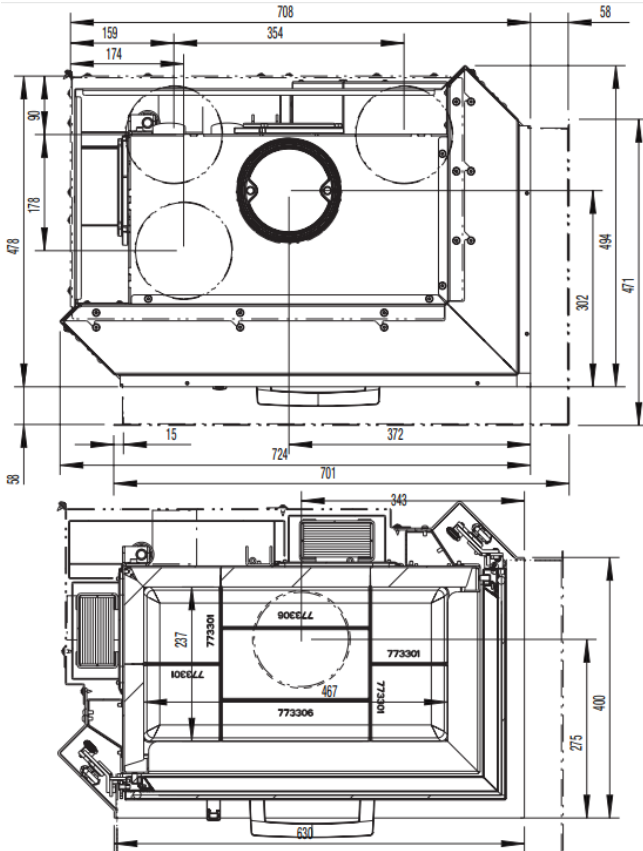
right



o standard

Z Accessories

- not available



## DIMENSIONS AND WEIGHTS

Height [mm]	1137-1337
Width [mm]	720
Depth [mm]	490
Weight [kg]	169
Width (body installation dimension) [mm]	630
Door frame height [mm]	420
Flue outlet diameter [mm]	150
Insulation layer thicknesses to the installation floor [mm] (Promasil 950 KS)	100
Insulation layer thicknesses lateral / rear [mm] (Promasil 950 KS)	120
Insulation layer thicknesses to the ceiling [mm] (Promasil 950 KS)	120
Ceramic flues - max. length [m]	4

## HEAT OUTPUT

Nominal heat efficiency [kW] lt. EN test EN 13229	8
Minimum heat output [kW] / Maximum heat output [kW]	4-11
Energy efficiency category	A+
Circulating air cross-section without / with metal secondary heating surface [cm <sup>2</sup> ]	700/1300

## FEATURES

Double pane	x
Sliding door	yes

## DATA FOR THE CHIMNEY SWEEP

Total flue gas flow [g/s]	7.65
Flue gas temperature [°C]	230
Minimum feed pressure at nominal heat efficiency [Pa]	10